


Introductory sub-table (I)(a)


Name of the Company:		SAGARSOFT (INDIA) LIMITED	
Scrip Code, Name of the scrip, class of security:		SAGARSOFT - EQUITY	
Quarter ended:		31st December 2012	
Partly paid-up shares:-	No. of partly paid-up shares	As a % of total no. of partly paid-up shares	As a % of total no. of shares of the company
Held by promoter/promoter group	Nil	Nil	Nil
Held by public	Nil	Nil	Nil
Total - D	Nil	Nil	Nil
Outstanding convertible securities:-	No. of outstanding securities	As a % of total no. of outstanding convertible securities	As a % of total no. of shares of the company, assuming full conversion of the convertible securities
Held by promoter/promoter group	Nil	Nil	Nil
Held by public	Nil	Nil	Nil
Total - E	Nil	Nil	Nil
Warrants:-	No. of warrants	As a % of total no. of warrants	As a % of total no. of shares of the company, assuming full conversion of warrants
Held by promoter/promoter group	Nil	Nil	Nil
Held by public	Nil	Nil	Nil
Total - F	Nil	Nil	Nil
Total paid-up capital of the company, assuming full conversion of warrants and convertible securities	Rs.5,56,00,000 divided into 55,60,000 Equity Shares of Rs.10/- each		




Statement Showing Shareholding Pattern

Table (I)(a)

Category code	Category of Shareholder	Number of Shareholders	Total number of shares	Number of shares held in dematerialized form	Total shareholding as a percentage of total number of shares		Shares Pledged or otherwise encumbered	
					As a percentage of (A+B) ¹	As a percentage of (A+B+C)	Number of shares	As a percentage
(I)	(II)	(III)	(IV)	(V)	(VI)	(VII)	(VIII)	(IX)= (VIII)/(IV)*100
(A)	Shareholding of Promoter and Promoter Group ²							
1	Indian							
(a)	Individuals/ Hindu Undivided Family	16	2843830	1154130	51	51	Nil	Nil
(b)	Central Government/ State Government(s)							
(c)	Bodies Corporate							
(d)	Financial Institutions/ Banks							
(e)	Qualified Foreign Investors							
(f)	Any Others(Specify)							
	Sub Total(A)(1)	16	2843830	1154130	51	51	Nil	Nil
2	Foreign							
a	Individuals (Non-Residents Individuals/ Foreign Individuals)							




Category code	Category of Shareholder	Number of Shareholders	Total number of shares	Number of shares held in dematerialized form	Total shareholding as a percentage of total number of shares		Shares Pledged or otherwise encumbered	
					As a percentage of (A+B) ¹	As a percentage of (A+B+C)	Number of shares	As a percentage
b	Bodies Corporate							
c	Institutions							
d	Any Others(Specify)							
	Sub Total(A)(2)	0	0	0	0	0		
	Total Shareholding of Promoter and Promoter Group (A)= (A)(1)+(A)(2)	16	2843830	1154130	51	51	Nil	Nil
(B)	Public shareholding							
1	Institutions							
(a)	Mutual Funds/ UTI	0	0	0				
(b)	Financial Institutions / Banks	2	413300	413300	7	7		
(c)	Central Government/ State Government(s)							
(d)	Venture Capital Funds							
(e)	Insurance Companies							
(f)	Foreign Institutional Investors							
(g)	Foreign Venture Capital Investors							
(h)	Qualified Foreign Investors							
(i)	Any Other (specify)							



Category code	Category of Shareholder	Number of Shareholders	Total number of shares	Number of shares held in dematerialized form	Total shareholding as a percentage of total number of shares		Shares Pledged or otherwise encumbered	
					As a percentage of (A+B) ¹	As a percentage of (A+B+C)	Number of shares	As a percentage
	Sub-Total (B)(1)	2	413300	413300	7	7		
B 2	Non-institutions							
(a)	Bodies Corporate	56	491115	490115	7	7		
(b)	Individuals							
I	Individuals -i. Individual shareholders holding nominal share capital up to Rs 1 lakh	2009	1324546	970491	25	25		
II	ii. Individual shareholders holding nominal share capital in excess of Rs. 1 lakh.	22	448284	428284	9	9		
(c)	Any Other (NRIs)	7	10100	10100	0	0		
(c-i)	HUFs	21	28825	28825	1	1		
(c-ii)								
	Sub-Total (B)(2)	2115	2302870	1927815	42	42		
(B)	Total Public Shareholding (B)= (B)(1)+(B)(2)	2117	2716170	2341115	49	49	N.A.	N.A.
	TOTAL (A)+(B)	2133	5560000	3495245	101	100	0	0.00
(C)	Shares held by Custodians and against which Depository Receipts have been issued							



Category code	Category of Shareholder	Number of Shareholders	Total number of shares	Number of shares held in dematerialized form	Total shareholding as a percentage of total number of shares		Shares Pledged or otherwise encumbered	
					As a percentage of (A+B) ¹	As a percentage of (A+B+C)	Number of shares	As a percentage
1	Promoter and Promoter Group							
2	Public	0	0	0	0	0		
	Sub-Total (C)	0	0	0	0	0		
	GRAND TOTAL (A)+(B)+(C)	2146	5560000	3492345	100	100	Nil	Nil



(I)(b)

Statement showing holding of securities (including shares, warrants, convertible securities) of persons belonging to the category "Promoter and Promoter Group"


Sr. No.	Name of the shareholder	Details of Shares held		Encumbered shares (*)			Details of warrants		Details of convertible securities		Total shares (including underlying shares assuming full conversion of warrants and convertible securities) as a % of diluted share capital
		Number of shares held	As a % of grand total (A)+(B)+(C)	No.	As a percentage	As a % of grand total (A)+(B)+(C) of sub-clause (I)(a)	Number of warrants held	As a % total number of warrants of the same class	Number of convertible securities held	As a % total number of convertible securities of the same class	
(I)	(II)	(III)	(IV)	(V)	(VI)=(V)/(I II)*100	(VII)	(VIII)	(IX)	(X)	(XI)	(XII)
1	SREEKANTH REDDY, S	1149500	21	Nil	Nil	Nil	Nil	Nil	Nil	Nil	21
2	RACHANA SAMMIDI	593730	11	Nil	Nil	Nil	Nil	Nil	Nil	Nil	11
3	VEERA REDDY, S	180200	3	Nil	Nil	Nil	Nil	Nil	Nil	Nil	3
4	VANAJATHA, S	147100	3	Nil	Nil	Nil	Nil	Nil	Nil	Nil	3
5	ANAND REDDY SAMMIDI	152200	3	Nil	Nil	Nil	Nil	Nil	Nil	Nil	3
6	P SUCHARITHA REDDY	105200	2	Nil	Nil	Nil	Nil	Nil	Nil	Nil	2
7	ARUNA, S	118400	2	Nil	Nil	Nil	Nil	Nil	Nil	Nil	2
8	MALATHI, W	110900	2	Nil	Nil	Nil	Nil	Nil	Nil	Nil	2
9	MADHAVI, N	110700	2	Nil	Nil	Nil	Nil	Nil	Nil	Nil	2
10	M RADHIKA REDDY	55200	1	Nil	Nil	Nil	Nil	Nil	Nil	Nil	1
11	P SUDERSHAN REDDY	50000	1	Nil	Nil	Nil	Nil	Nil	Nil	Nil	1
12	P RAJITH REDDY	50000	1	Nil	Nil	Nil	Nil	Nil	Nil	Nil	1
13	REDDY, W.R.	10000	0	Nil	Nil	Nil	Nil	Nil	Nil	Nil	0
14	SURESH REDDY, N	5700	0	Nil	Nil	Nil	Nil	Nil	Nil	Nil	0
15	RANGANAYAKAMMA	2500	0	Nil	Nil	Nil	Nil	Nil	Nil	Nil	0
16	RAGHAVA REDDY, N	2500	0	Nil	Nil	Nil	Nil	Nil	Nil	Nil	0
	TOTAL	2843830	51	Nil	Nil	Nil	Nil	Nil	Nil	Nil	

(*) The term "encumbrance" has the same meaning as assigned to it in regulation 28(3) of the SAST Regulations, 2011



(I)(c)(i) Statement showing holding of securities (including shares, warrants, convertible securities) of persons belonging to the category "Public" and holding more than 1% of the total number of shares

Sr. No.	Name of the shareholder	Number of shares held	Shares as a percentage of total number of shares {i.e., Grand Total (A)+(B)+(C) indicated in Statement at para (I)(a) above}	Details of warrants		Details of convertible securities		Total shares (including underlying shares assuming full conversion of warrants and convertible securities) as a % of diluted share capital
				Number of warrants held	As a % total number of warrants of the same class	Number of convertible securities held	% w.r.t total number of convertible securities of the same class	
1	THE MADHAVPURA MERCANTILE CO-OP. BANK LTD.	400000	7.19					7.19
2	TWINVEST FINANCIAL SERVICES LTD	234916	4.23					4.23
TOTAL		634916	11.42					11.42



(I)(c)(ii) Statement showing holding of securities (including shares, warrants, convertible securities) of persons (together with PAC) belonging to the category “Public” and holding more than 5% of the total number of shares of the company

Sr. No.	Name(s) of the shareholder(s) and the Persons Acting in Concert (PAC) with them	Number of shares	Shares as a percentage of total number of shares {i.e., Grand Total (A)+(B)+(C) indicated in Statement at para (I)(a) above}	Details of warrants		Details of convertible securities		Total shares (including underlying shares assuming full conversion of warrants and convertible securities) as a % of diluted share capital
				Number of warrants	As a % total number of warrants of the same class	Number of convertible securities held	% w.r.t total number of convertible securities of the same class	
1	THE MADHAVPURA MERCANTILE CO-OP. BANK LTD	400000	7.19					7.19
	TOTAL	400000	7.19					7.19

