

Format of holding of specified securities

1. Name of Listed Entity:

Sagarsoft (India) Limited

2. Scrip Code/Name of Scrip/Class of Security

Scrip Code : 540143

BSE

Equity

3. Share Holding Pattern Filed under: Reg. 31(1)(a)/Reg. 1(1)(b)/Reg.31(1)(c)

30.09.2016

a. If under 31(1)(b) then indicate the report for Quarter ending

NA

b. If under 31(1)(c) then indicate date of allotment/extinguishment

4. Declaration: The Listed entity is required to submit the following declaration to the extent of submission of information:-

S.No.	Particulars	Yes*	No*
1	Whether the Listed Entity has issued any partly paid up shares?		√
2	Whether the Listed Entity has issued any Convertible Securities or Warrants?		√
3	Whether the Listed Entity has any shares against which depository receipts are issued?		√
4	Whether the Listed Entity has any shares in locked-in?	√	
5	Whether any shares held by promoters are pledge or otherwise encumbered?		√

* If the Listed Entity selects the option 'No' for the questions above, the columns for the partly paid up shares, Outstanding Convertible

5. The tabular format for disclosure of holding of specified securities is as follows:

For SAGARSOFT (INDIA) LIMITED


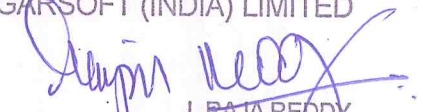

J. RAJA REDDY
COMPANY SECRETARY

Table I Summary Statement holding of specified securities

Category (I)	Category of shareholder (II)	Nos. of share holders (III)	No. of fully paid up equity shares held (IV)	No. of Partly paid-up equity shares held (V)	No. of shares underlying Depository Receipts (VI)	Total nos. shares held (IV)+(V)+(VI)	Shareholding as a % of total no. of shares (calculated as per SCRR, 1957) (VIII) As a % of (A+B+C2)	Number of voting rights held in each class of securities (IX)			No. of Shares Underlying Outstanding convertible securities (including warrants) (X)	Shareholding as a % assuming full conversion of convertible securities (as a percentage of diluted share capital) (XI) = (VII)+(X) As a % of (A+B+C2)	Number of Locked in Shares (XII)		Number of Shares pledged or otherwise encumbered (XIII)		Number of equity shares held in dematerialized form (XIV)	
								No. of voting rights					Total as a % of (A+B+C)	No. (a)	As a % of total Shares held (b)	No. (a)		As a % of total shares held (b)
								Class eg: X	Class eg: y	Total								
(A)	Promoter & Promoter Group	12	2843830	0	0	2843830	51.15	2843830		2843830	51.15	0	51.15	2843830	100	0	0.00	2843830
(B)	Public	2106	2716170	0	0	2716170	48.85	2716170		2716170	48.85	0	48.85	0	0	0	0	2340915
(C)	Non-Promoter-Non-Public	0	0	0	0	0	0	0		0	0	0	0	0	0	0	0	0
(C1)	Shares underlying DRs	0	0	0	0	0	0	0		0	0	0	0	0	0	0	0	0
(C2)	Shares held by Employee Trusts	0	0	0	0	0	0	0		0	0	0	0	0	0	0	0	0
	Total	2118	5560000	0	0	5560000	100.00	5560000	0	5560000	100.00	0	100.00	2843830	100	0	0	5184745

For SAGARSOFT (INDIA) LIMITED




J. RAJA REDDY
COMPANY SECRETARY

Table II Statement showing shareholding pattern of the Promoter and Promoter Group

	Category & Name of the shareholders (I)	PAN (II)	Nos. of share holders (III)	No. of fully paid up equity shares held (IV)	Partly paid-up equity shares held (V)	No. of shares underlying Depository Receipts (VI)	Total nos. shares held (VII) = IV+V+VI	Shareholding as a % of total no. of shares (calculated as per SCRR, 1957) (VIII) As a % of (A+B+C2)	Number of voting rights held in each class of securities (IX)			No. of Shares Underlying Outstanding convertible securities (including warrants) (X)	Shareholding as a % assuming full conversion of convertible securities (as a percentage of diluted share capital) (XI) = (VII)+(X) As a % of (A+B+C2)	Number of Locked in Shares (XII)		Number of Shares pledged or otherwise encumbered (XIII)		Number of equity shares held in dematerialized form (XIV)	
									No. of voting rights					Total as a % of Total Voting rights	No. (a)	As a % of total Shares held (b)	No. (a)		As a % of total shares held (b)
									Class eg: X	Class eg: y	Total								
(1)	Indian																		
(a)	Individuals/Hindu undivided Family																		
	SREEKANTH REDDY SAMMIDI	AGQPS1888Q	1	1154500	0	0	1154500	20.76	1154500	1154500	20.76	0	20.76	1154500	100	0	0	0	1154500
	S RACHANA	ALQPS4523B	1	593730	0	0	593730	10.68	593730	593730	10.68	0	10.68	593730	100	0	0	0	593730
	S VEERA REDDY	ALCPS2687J	1	180200	0	0	180200	3.24	180200	180200	3.24	0	3.24	180200	100	0	0	0	180200
	S VANAJATHA	AGQPS1887B	1	147100	0	0	147100	2.65	147100	147100	2.65	0	2.65	147100	100	0	0	0	147100
	S ANAND REDDY	AGQPS1886A	1	152200	0	0	152200	2.74	152200	152200	2.74	0	2.74	152200	100	0	0	0	152200
	S ARUNA	AJWPS3568C	1	118400	0	0	118400	2.13	118400	118400	2.13	0	2.13	118400	100	0	0	0	118400
	P SUCHARITHA REDDY	AEHPP6429F	1	105200	0	0	105200	1.89	105200	105200	1.89	0	1.89	105200	100	0	0	0	105200
	W MALATHI	AAFPPW8638M	1	120900	0	0	120900	2.17	120900	120900	2.17	0	2.17	120900	100	0	0	0	120900
	N MADHAVI	ABQPN7086A	1	116400	0	0	116400	2.09	116400	116400	2.09	0	2.09	116400	100	0	0	0	116400
	M RADHIKA REDDY	AJOPM2945F	1	55200	0	0	55200	0.99	55200	55200	0.99	0	0.99	55200	100	0	0	0	55200
	P SUDERSHAN REDDY	AEHPP6430Q	1	50000	0	0	50000	0.90	50000	50000	0.90	0	0.90	50000	100	0	0	0	50000
	P RAJITH REDDY	AEKPP1908G	1	50000	0	0	50000	0.90	50000	50000	0.90	0	0.90	50000	100	0	0	0	50000
(b)	Central Government / State Government (s)																		
	Name (xyz)																		
(c)	Financial Institutions/Banks																		
	Name (xyz)																		
(d)	Any Other (Domestic body corporates)																		
	Name (xyz)																		
	Sub-Total (A) (1)		12	2843830	0	0	2843830	51	2843830	0	2843830	51.15	0	51.15	2843830	100	0	0	2843830
(2)	Foreign																		
(a)	Individuals (Non Resident Individuals/ Foreign Individuals)																		
	Name (xyz)																		
(b)	Government																		
	Name (xyz)																		
(c)	Institutions																		
	Name (xyz)																		
(d)	Foreign Portfolio Investor																		
	Name (xyz)																		
(e)	Any Other (specify)																		
	Name (xyz)																		
	Sub-Total (A) (2)			0	0	0	0	0.00	0	0	0	0.00	0	0.00	0	0	0	0.00	0
	Total Shareholding of Promoter and Promoter Group (A)=(A)(1)+(A)(2)		12	2843830	0	0	2843830	51.15	2843830	0	2843830	51.15	0	51.15	2843830	100	0	0.00	2843830

For SAGARSOFT (INDIA) LIMITED




J. RAJA REDDY
COMPANY SECRETARY

Table Statement showing shareholding pattern of the Public shareholders

(1)	Category & Name of the shareholders (I)	PAN (II)	Nos. of share holders (III)	No. of fully paid up equity shares held (IV)	Partly paid-up equity shares held (V)	No. of shares underlying Depository Receipts (VI)	Total nos. shares held (VII) = IV+V+VI	Sharehold-ing as a % of total no. of shares (calculated as per SCRR, 1957) As a % of (A+B+C2) VIII	Number of voting rights held in each class of securities (IX)			No. of Shares Underlying Outstanding convertible securities (including warrants) (X)	Shareholding as a % assuming full conversion of convertible securities (as a percentage of diluted share capital) (XI)	Number of Locked in Shares (XII)		Number of Shares pledged or otherwise encumbered (XIII)		Number of equity shares held in demateria lized form (XIV)	
									No. of voting rights					Total as a % of Total Voting rights	No. (a)	As a % of total Shares held (b)	No. (a)		As a % of total shares held (b)
									Class eg: X	Class eg: y	Total								
(1)	Institutions																		
(a)	Mutual Funds																		
(b)	Venture Capital Funds																		
	Name (xyz)																		
(c)	Alternate Investment Funds																		
	Name (xyz)																		
(d)	Foreign Venture Capital Investors																		
	Name (xyz)																		
(e)	Foreign Portfolio Investors																		
	Name (xyz)																		
(f)	Financial Institutions/Banks																		
	The Madhavpura Mercantile Co-op Bank Ltd	AAAAT5863H	1	400000	0	0	400000	7.19	400000	400000	7.19	0	7.19	0	0	0	0	0	400000
	Others		1	13300	0	0	13300	0.24	13300	13300	0.24	0	0.24	0	0	0	0	0	13300
(g)	Insurance Companies																		
	Name (xyz)																		
(h)	Provident Funds/Pension Funds																		
	Name (xyz)																		
(i)	Any Other (Specify) (FII)																		
	Sub-Total (B)(1)		2	413300	0	0	413300	7.43	413300	413300	7.43	0	7.43	0	0	0	0	0	413300
(2)	Central Government/State Government(s)																		
	President of India		0	0	0	0	0												
	Sub-Total (B)(2)		0	0	0	0	0												
(3)	Non-Institutions																		
(a)	i. Individuals shareholders holding nominal share capital up to Rs.2 lakhs		2012	1485216	0	0	1485216	26.71	1485216	1485216	26.71	0	26.71	0	0	0	0	0	1109961
	ii. Individuals shareholders holding nominal share capital in excess of Rs.2 lakhs		7	253792	0	0	253792	4.56	253792	253792	4.56	0	4.56	0	0	0	0	0	253792
(b)	NBFCs registered with RBI																		
(c)	Employee Trusts																		
	Name (xyz)																		
(d)	Overseas Depositories (holding DRs) (balancing figure)																		
(e)	Any Other (specify)(Domestic Bodies Corporate)																		
	Domestic Bodies Corporate																		
	TWINVEST FINANCIAL SERVICES LIMITED	AAACT7514R	1	238306	0	0	238306	4.29	238306	238306	4.29	0	4.29	0	0	0	0	0	238306
	Other domestic bodies		55	286931	0	0	286931	5.16	286931	286931	5.16	0	5.16	0	0	0	0	0	286931
	NRIs (Individuals)		8	10400	0	0	10400	0.19	10400	10400	0.19	0	0.19	0	0	0	0	0	10400
	HUFs		21	28225	0	0	28225	0.51	28225	28225	0.51	0	0.51	0	0	0	0	0	28225
	Sub-Total (B) (3)		2104	2302870	0	0	2302870	41.42	2302870	2302870	41.42	0	41.42	0	0	0	0	0	1927615
	Total Public Shareholding																		
	(B)=(B)(1)+(B)(2)+(B)(3)		2106	2716170	0	0	2716170	48.85	2716170	2716170	48.85	0	48.85	0	0	0	0	0	2340915

For SAGARSOFT (INDIA) LIMITED



J. RAJA REDDY
COMPANY SECRETARY